


For Library use



Total Number of Pages 18

**B.V.Sc. & A.H. (Part – IV) Examination – 2019
of the Five-Year Degree Course**

**VETERINARY SURGERY AND RADIOLOGY PAPER-I
(MSVE 2008)**

To be filled by the candidate:

Candidate's Roll Number:

In figure

In words

Candidate's Enrolment Number:

Day and date of examination:

Please see for general instructions overleaf.

Signatures of invigilators verifying the details filled by the candidate

Signature of invigilator 1: 2:

Candidate should not write anything below this line

Marks to be filled by the examiner:

Section A		Section B	
Q. No.	Marks	Q. No.	Marks
1.		6.	
2.		7.	
3.		8.	
4.		9.	
5.		10.	
Total		Total	

Total Marks obtained:

In figures : In words :

Signature of examiner :

Donot write across this line

INSTRUCTIONS TO THE CANDIDATES

1. The invigilator and the members of the Flying Squad are empowered to take search of the examinees during the examinations.
2. Candidate should read the question paper and the instructions carefully before they begin to write answers.
3. The candidate will not be allowed to leave the examination hall before one hour from the end of the examination time.
4. Write on the cover page all the required entries correctly and get the signature of the invigilators.
5. Write legibly in the space provided for answer of each questions/sub-questions according to instruction given in the question paper booklet (question paper).
6. Do not write your name on any part of the question paper / answer booklet.
7. Do not leave examination hall without handing over question paper / answer booklet to the invigilator incharge.
8. No leaves should be torn out of the question paper / answer booklet.
9. Candidate attempting to use unfair means or talking to one another will be dealt with severely as per unfair means rules.
10. No written paper or book notes etc. should be brought to examination hall.
11. Total number of pages of question paper / answer booklet be checked before writing.
12. Candidate should not bring in any article other than pens and admit card. Use of Mobiles, calculators on any other electronic device in the examination hall is strictly prohibited.

SPACE FOR ROUGH WORK

**B.V.Sc. & A.H. (Part – IV) Examination – 2019
of the Five-Year Degree Course
VETERINARY SURGERY AND RADIOLOGY PAPER-I
(MSVE 2008)**

Time: Three Hours

Maximum Marks: 60

Section A : General Veterinary Surgery; Anaesthesiology
and Diagnostic Imaging: VSR-411

Marks 30

Section B : Regional Veterinary Surgery: VSR-421

Marks 30

Instructions:

- 1) Attempt all questions
- 2) Answer of all questions is to be written in the space provided along with the question in question-booklet.
- 3) Overwriting is not allowed in the objective type question.

SECTION – A

General Veterinary Surgery, Anaesthesiology and Diagnostic Imaging: VSR-411

Maximum Marks 30

Q.1 Fill in the blanks.

(9x0.5 = 4.5)

- 1.1 Surgery performed to improve the animal's appearance is termed as _____.
- 1.2 Destruction of microorganism but not the bacterial spores on the living tissue is termed as _____.
- 1.3 _____ is the clinical condition resulting from the improper treatment of an abscess.
- 1.4 Abolish the perception of pain in conscious subject is termed as _____.
- 1.5 Xylazine has an _____ like effect on the uterus in cattle.
- 1.6 Passage of low current on nerve endings produces _____.
- 1.7 A grid is used when thickness of the part to be radio graphed measures more than _____ cm.
- 1.8 Frequencies between _____ MHz are mainly used for the purpose of diagnostic ultrasound.
- 1.9 _____ is the dynamic radiological study of the body parts.

Q.2 Choose the most suitable answer and write the number of the correct answer 1 or 2 or 3 or 4 in the space given against each sub question:

(9x0.5 = 4.5)

- 2.1 Locking loop and Bunnell Mayer's suture are used on
 1. Muscle
 2. Skin
 3. Tendon
 4. Conjunctiva

- 2.2 A blind purulent tract showing no tendency to heal is known as: ()
1. Sinus
 2. Fistula
 3. Ulcer
 4. Gangrene
- 2.3 Chlorhexidine is used for its effect as: ()
1. Anti-inflammatory
 2. Antiseptic
 3. Anti-pyretic
 4. Analgesic
- 2.4 Anaesthesia is not given for the rumenotomy in large animals. ()
1. Caudal epidural anaesthesia
 2. Paravertebral anaesthesia
 3. Inverted 'L' or 'T' block
 4. Lumbar-segmental anaesthesia
- 2.5 Which one of the following does not form the criteria for selection of an anaesthetic technique? ()
1. Species, breed, age and size of the patient
 2. Physical status and specific disease
 3. Length and type of operation
 4. Owner's status and financial position
- 2.6 In stage of general anaesthesia, last stage of tolerance is: ()
1. Stage I
 2. Stage II
 3. Stage III
 4. Stage IV
- 2.7 The relative sensitivity of the film to a given amount of radiation is refer as: ()
1. Film latitude
 2. Film speed
 3. Film contrast
 4. Film density
- 2.8 Effective atomic number of the bone is: ()
1. 13.5
 2. 23.5
 3. 53.5
 4. 83.5
- 2.9 Barium sulphate should not be used if GI perforation is suspected because ()
1. It absorbed to toxic levels through the peritoneum
 2. Remains permanently in situ
 3. Causes diarrhoea
 4. None of these

Q.3 Attempt any nine out of the following twelve questions. Answer of each question should be in 2 to 3 lines. (9x1= 9)

3.1 Emergency surgery

3.2 Catgut

3.3 Puncture wound

3.4 Sterilization

3.5 Basal anaesthesia

3.6 Hypnotics



Do not write across this line

Please write your Roll Number above this line

3.7 Alpha 2 agonists

3.8 Glucose effect

3.9 Arthrography

3.10 Acoustic shadows

3.11 Film density

3.12 Sialography

Donot write across this line

4.3 Innovar-vet

4.4 Tranquilizer

Q.5 Answer the following question in 1-2 pages (attempt any one). (1x6 = 6)

- 5.1 Describe in brief the safety measures followed in diagnostic radiography.
- 5.2 Describe the various phases of wound healing at cellular level.

Please write your Roll Number above this line

Q. No.



Do not write across this line

Please write your Roll Number above this line

Handwriting practice area consisting of multiple horizontal dashed lines for writing.

Donot write across this line

SECTION – B

Regional Veterinary Surgery: VSR-421

Maximum Marks 30

Q.6 Fill in the blanks.

(9x0.5 = 4.5)

- 6.1 Drainage of pus from middle ear can be done by _____ operation.
- 6.2 Copious malodorous nasal discharge in horse when head is lowered for feeding is strongly indicative of _____.
- 6.3 Accumulation of pus in the anterior chamber of eye is known as _____.
- 6.4 Struvite calculi are common in _____ (pH) urine.
- 6.5 In diaphragmatic hernia _____ most commonly herniates into the thoracic cavity.
- 6.6 _____ of intestine is a twisting of bowel on its axis.
- 6.7 Part of the table surface of particular tooth may project due to lack of wear is commonly known as _____.
- 6.8 Lampas is an inflammatory thickening of the mucous membrane of the _____.
- 6.9 _____ is a communication between an artery and a vein that bypass the capillaries.

Q.7 Choose the most suitable answer and write the number of the correct answer 1 or 2 or 3 or 4 in the space given against each sub question:

(9x0.5 = 4.5)

- 7.1 Telescoping of a part of the intestine distally into an adjacent portion is referred to as ()
1. Intussusciens
 2. Intussusceptum
 3. Intussusception
 4. All above
- 7.2 A condition in which the penis fails to return into the prepuce is called ()
1. Priapism
 2. Paraphymosis
 3. Phymosis
 4. Satyriasis



- 7.3 Diaphragmatic hernia is common in ()
1. Cow
 2. Buffalo
 3. Sheep
 4. Goat
- 7.4 The normal intraocular pressure (mm/Hg) in the dog ranges from ()
1. 1-15
 2. 16-30
 3. 31-45
 4. 46-60
- 7.5 Common site of obstruction due to calculi in dog is ()
1. Urinary bladder
 2. Sigmoid flexure
 3. Glans penis
 4. Caudal to os penis
- 7.6 Protrusion of an abdominal organ through the inguinal canal is called as ()
1. Omphalocele
 2. Vesicocele
 3. Bubonocele
 4. Enteroepiplocele
- 7.7 Liptack test is used for the diagnosis of ()
1. LDA
 2. TP
 3. TRP
 4. DH
- 7.8 Majority of intestinal obstruction cases shows: ()
1. Metabolic alkalosis
 2. Metabolic acidosis
 3. Above both
 4. None-of these
- 7.9 Attachment of the iris to the cornea is called ()
1. Anterior synechia
 2. Posterior synechia
 3. Hyalitis
 4. Coloboma

Q.8 Attempt any nine out of the following twelve questions. Answer of each question should be in 2 to 3 lines. (9x1= 9)

8.1 Tarsorrhaphy

8.2 Sigmoid flexure

8.3 Quidding

8.4 Priapism

8.5 Urethral process

8.6 Viborg's triangle



Do not write across this line

Please write your Roll Number above this line

8.7 Intravenous pyelography

8.8 Hernioplasty

8.9 Oesophageal diverticulum

8.10 Trichiasis


8.11 Meckel's diverticulum

8.12 Smooth tongue

----- ✂ ----- Donot write across this line ----- ✂ -----

Q.9 Attempt any three out of the following four questions. Answer of each question should be in 5 to 8 lines. (3x2 = 6)

9.1 Enterotomy



9.2 Tests for blindness

Do not write across this line

9.3 Marsupialisation


9.4 Smooth mouth

Q.10 Answer the following question in 1-2 pages (attempt any one). (1x6 = 6)

- 10.1 Write in detail the clinical signs, diagnosis and treatment of diaphragmatic hernia in adult buffalo.
- 10.2 Write in details about symptoms, diagnosis and treatment of urinary bladder rupture in bullock.


Please write your Roll Number above this line

Q. No.



Donot write across this line

Please write your Roll Number above this line



Do not write across this line